

Tuesday: 18/07

The NatWest Series

Follow the NatWest Series on-line...

Welcome to the latest issue of the NatWest Series Newswire. Updated editions will be available after each match. To receive your copy simply visit the ECB website at ecb.co.uk, click on the NatWest logo and follow the prompts. You will then be able to print any or all of the Newswire pages. For scores from the NatWest Series and the NatWest Trophy use the live service provided in partnership with sportinglife.com. Just visit NatWest's website at natwest.com and click on the NatWest series logo to activate the link.

Contents

Match review: West Indies v Zimbabwe	2
Match preview: England v Zimbabwe	3
Series results, fixtures & statistics	4
One day records	5
Bowling speeds & regulations	6

West Indies



England



Zimbabwe




WINDIES DEFEAT SEES ENGLAND THROUGH

The NatWest Series witnessed its most dramatic finish as Zimbabwe's Murray Goodwin and Grant Flower guided their side to a hard-earned six-wicket victory. It was a fitting reward for Zimbabwe who never gave up, despite having to chase a daunting target of 287. Few expected the courageous tourists to find the runs they needed to win but then it is foolish to ever bet against these indomitable bunch of cricketers. Not for the first time they showed huge reserves of self-belief and determination to conquer a side that, on paper, should be stronger. Zimbabwe reached the NatWest Series final some time ago and they continue to upset the odds. This time the Riverside ground, the home of Durham County

Cricket Club, was witness to their desire to be recognised alongside the cricketing big guns. And what a show the tourists put on for the crowd towards the end of the match. Goodwin and Flower set about the West Indies' total with ruthless intent, running ones and twos and smashing boundaries with little respect for the cricketing pedigree of their Caribbean opponents. They were helped by some sloppy bowling from the West Indies but nothing should be taken away from their performance which has earned them a place in their country's record books - their partnership of 186 was the highest for Zimbabwe in any one-day international. The West Indies' defeat means they are now unable to reach

the final at Lord's on Saturday. The talents of Brian Lara and Sherwin Campbell will be missed at that showcase event but Jimmy Adams' men can have few complaints. England and Zimbabwe have proved themselves to be the two strongest teams and they fully deserve to battle it out for top spot in the NatWest Series.

Table							
	P	W	L	NR	Tie	Pts	R/R
Zimbabwe	5	4	1	0	0	8	-0.11
England	4	2	1	1	0	5	1.33
West Indies	5	0	4	1	0	1	-0.92



Zimbabwe v West Indies

16th July at Chester-le-Street

Zimbabwe beat West Indies by 6 wickets

Squad

- 1 Andy Flower (c) (wk)
- 2 Guy Whittall
- 4 Neil Johnson
- 5 Murray Goodwin
- 6 Grant Flower
- 7 Craig Wishart
- 8 Stuart Carlisle
- 9 Heath Streak (vc)
- 11 Dirk Viljoen
- 12 Gary Brent
- 13 Paul Strang
- 19 Mluleki Nkala
- 20 Alistair Campbell
- 26 Mpumelelo Mbangwa
- 28 Bryan Strang
- 77 Henry Olonga

Squad

- 6 Shivnarine Chanderpaul
- 7 Ridley Jacobs (wk)
- 9 Brian Lara
- 10 Sherwin Campbell
- 19 Jimmy Adams (c)
- 23 Mervyn Dillon
- 29 Reon King
- 32 Corey Collymore
- 33 Courtney Walsh
- 34 Ricardo Powell
- 40 Adrian Griffith
- 43 Mahendra Nagamootoo
- 45 Chris Gayle
- 53 Ramnaresh Sarwan
- 68 Wavell Hinds
- 76 Nixon McLean
- 99 Franklyn Rose

MURRAY GOODWIN and Grant Flower staged a remarkable run chase to earn Zimbabwe a thrilling six-wicket NatWest Series win over the West Indies at Chester-le-Street.

Zimbabwe, chasing West Indies' 287 for five, were 104 for four at one stage and went on to put themselves into the position of needing 90 off the last 10 overs. But Goodwin and Flower saw them home with five balls to spare as the West Indies' defeat clinches England's place alongside Zimbabwe in the tournament final at Lord's next Saturday.

The West Indies had seemed to be on course for their first win of the tournament thanks to a century from Sherwin Campbell and a breathtaking 87 from left-hander Brian Lara.

The free-scoring duo looked to have built a total that was out of Zimbabwe's reach. But Goodwin and Flower knew otherwise, forging an

unbroken 186-run partnership spanning 27 overs to steer Zimbabwe to 290 for four and leaving the West Indies without a win in five matches.

Goodwin, who retires from international cricket with Zimbabwe to return to Western Australia at the end of this series, made amends for running out Alistair Campbell to finish unbeaten on 112 while Flower was just four short of his century when victory was sealed.

It was the largest total Zimbabwe have ever successfully chased in a one-day international – and only the second time they have bettered a target of more than 250.

The West Indies had earlier appeared in control with Campbell – who failed to score a first-class half-century at this ground during his season as an overseas player for Durham in 1996 – hitting eight boundaries in his superb century while Lara returned to form with three sixes along the way.

Quotes

Murray Goodwin

"We never thought we were out of it because it was a very good pitch. I still thought it was possible when we needed 90 off 10 overs. We still had wickets in hand, at least one of the batsmen was going to bat through and they only had three specialist bowlers. Grant Flower hit the ball cleanly, he was superb. We've never chased a total to win like that before. It was a blow for West Indies to lose defending a big total. The Test series is the most important thing for them and I'm sure they'll be focusing on that and they will come back hard."

Scorecard (West Indies won toss)

WEST INDIES					
	Runs	6s	4s	Bls	Min
S L Campbell c Campbell b Viljoen.....	105	0	8	137	183
W W Hinds c Carlisle b Viljoen	42	0	7	64	78
B C Lara b Viljoen.....	87	3	6	76	101
R L Powell run out.....	12	0	1	12	21
C H Gayle c Campbell b Streak.....	3	0	0	4	2
†R D Jacobs not out.....	7	0	0	10	14
M V Nagamootoo not out.....	2	0	0	2	1
Extras (b2 lb8 w14 nb5).....	29				
Total (for 5, 50 overs).....	287				

Fall: 1-86, 2-259, 3-260, 4-265, 5-284.
Did Not Bat: †J C Adams, N A M McLean, M Dillon, R D King.
Bowling: B C Strang 10-1-50-0, J A Rennie 10-1-48-0, H H Streak 10-0-47-1, D P Viljoen 10-0-75-3, G J Whittall 6-0-33-0, G W Flower 3-0-16-0, A D R Campbell 1-0-8-0.

ZIMBABWE					
	Runs	6s	4s	Bls	Min
N C Johnson c Jacobs b Dillon.....	4	0	0	15	20
G J Whittall c Powell b Dillon.....	23	0	1	31	60
M W Goodwin not out.....	112	0	7	137	190
A D R Campbell run out.....	12	0	0	14	18
*†A Flower run out.....	11	0	1	17	19
G W Flower not out.....	96	1	8	87	107
Extras (lb12 w14 nb6).....	32				
Total (for 4, 49.1 overs).....	290				

Fall: 1-18, 2-55, 3-79, 4-104.
Did Not Bat: S V Carlisle, D P Viljoen, H H Streak, J A Rennie, B C Strang.
Bowling: R D King 9.1-1-42-0, M Dillon 10-1-52-2, N A M McLean 10-0-63-0, M V Nagamootoo 9-0-49-0, C H Gayle 4-0-27-0, J C Adams 7-0-45-0.
Umpires: J H Hampshire and J W Holder.

Quotes

Roger Harper

The West Indies coach said: "Since the Lord's Test we have lost a few games and this one was very damaging. It's difficult to judge the morale of the team at the moment. We will have to see what it's like in a couple of days. We have to pick ourselves up. It will be a real challenge for us. It's important to get back to winning and raise the confidence of the team. Having got to 287 you would have thought it was a total you were capable of defending. It was very, very disappointing. I don't think we bowled as well as we should have. We didn't get the ball in the right place when it mattered and Zimbabwe batted well, especially that last partnership between Murray Goodwin and Grant Flower. It was the type of game where you had to see it through to the end I don't think at any stage did we think it was won. With eight or nine overs to go we knew it was going to be very close."


Man of the Match

Murray Goodwin

Runs: 112. Wickets: 0. Catches: 0.

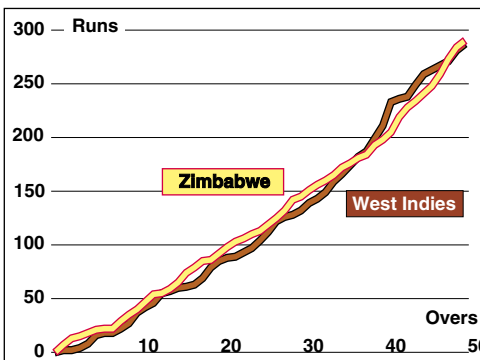
Murray Goodwin smashed a superb 112 from 137 balls to help his side to a magnificent six-wicket win over the West Indies. His attacking strokes were careful and not reckless – just the type of game Zimbabwe needed from this experienced campaigner. He is due to retire from international cricket at the end of this tournament and he will be sorely missed by his country.

Best innings



Murray Goodwin 112 no, off 137 balls

Run Graph



Key Man

Grant Flower

If Murray Goodwin was Zimbabwe's star performer, then Grant Flower pushed him all the way for that accolade. He made a quick-fire 96 from only 87 balls to give the Zimbabwe innings some impetus. It was his aggression and attacking strokeplay that enabled the African side to challenge and eventually pass the West Indies total.



Key Man

Sherwin Campbell

Gave the West Indies a superb start, hitting 135 from 137 balls. His century was the foundation of his side's seemingly unreachable score of 287 and had it not been for Murray Goodwin's heroics, this aggressive opening batsman would have picked up the man-of-the-match award.



England v Zimbabwe

18th July at Edgbaston

ENGLAND, who are already through to the NatWest Series final, have been in outstanding one-day form and will be looking to keep that momentum going with victory over Zimbabwe at Edgbaston on Tuesday in the last day-night match of the tournament.

Zimbabwe have also booked their spot at Lord's, making this game a rehearsal for the real thing on Saturday.

Alec Stewart's men have recovered from a slow start in the competition and have hit a rich vein of form, which is bad news for the hard-working and resourceful Zimbabweans.

The tourists grabbed all the early headlines with their match-winning displays and many backed them to return home as winners of the NatWest series.

But, aside from their dramatic six-wicket defeat of the West Indies on Sunday, they have stepped off the gas recently and although they are guaranteed to end their tour to this country with a trip to cricket's HQ, they will have to find the measure of an England side that is high in confidence.

Despite their well-chronicled problems at Test level, Stewart and co have the look of a good one-day side at the moment. Their batting line-up,

strengthened by the addition of Somerset opener Marcus Trescothick and the recall of Surrey left-hander Graham Thorpe, looks capable of making large scores. And with their current bowling attack they have the players to restrict the opposition's scoring and to take wickets.

Zimbabwe cannot match England in terms of individual talent but they do have an abundance of team spirit and the desire to finish their long tour on a high. It is these qualities that secured them a final berth so early in the competition and it is likely that Zimbabwe have one or two upsets left in them yet.

Player to watch

Marcus Trescothick Profile:

Somerset opener Marcus Trescothick has enjoyed a magnificent start to his England career. Originally drafted in to replace the injured Nick Knight, the 24-year-old left-hander has become his country's star performer in the NatWest series. He has hit 79, 49, 29 and 87 in his first four innings for England and the Zimbabwe attack will not relish the prospect of bowling to him. His last knock was an imperious 87 against the West Indies, a score made off 107 balls and in bowler-friendly conditions.

The Pitch

The Birmingham pitch should provide an even contest, giving assistance to both batsmen and bowlers. It was the scene of the epic World Cup semi-final match between Australia and South Africa last year and if it can produce a game half as good as that, then cricket fans are in for a treat. Despite the relatively low scoring Test matches that have taken place there in recent years, this one-day game should be played on a true surface.

"PA" WEATHERCENTRE

Tuesday will be dry and it will feel a touch warmer than recent days with just a light northerly breeze. There will be cloud drifting around but it will be broken allowing plenty of pleasant sunny spells to develop. Max temp 20-23C (68-73F).

Head to Head

18th Feb 2000
Bulawayo: England beat Zimbabwe by 1 wicket
Zimbabwe 131 (47.3 overs) (C.White 5-21);
England 134 for 9 (44.2 overs) (H.H.Streak 3-26, G.B.Brent 3-29)

20th Feb 2000
Harare: England beat Zimbabwe by 85 runs
England 248 for 7 (50 overs) (G.A.Hick 80, D.L.Maddy 53, D.P.Viljoen 3-20);
Zimbabwe 163 (46.5 overs) (G.A.Hick 5-33)

8th Jul 2000
The Oval: Zimbabwe beat England by 5 wickets
England 207 (50 overs) (M.E.Trescothick 79, G.A.Hick 50, G.W.Flower 3-9, P.A.Strang 3-36);
Zimbabwe 210 for 5 (48.2 overs) (A.D.R.Campbell 80, A.Flower 61)

13th Jul 2000
Old Trafford: England beat Zimbabwe by 8 wickets
Zimbabwe 114 (38.4 overs);
England 115 for 2 (20.3 overs)

Batting Averages

Name	M	I	NO	Runs	HS	Avg	Name	M	I	NO	Runs	HS	Avg
G.Flintoff	3	2	1	44	42*	44.00	G.W.Flower	13	13	3	364	84*	36.40
G.A.Hick	11	11	2	331	87*	36.77	A.D.R.Campbell	13	13	2	331	80*	30.09
G.P.Thorpe	6	5	0	164	89	32.80	H.H.Streak	12	11	5	152	43*	25.33
N.Hussain	9	9	2	198	64	28.28	A.Flower	14	14	0	349	63	24.92
M.A.Ealham	8	5	1	102	36*	25.50	G.B.Brent	4	2	1	23	13*	23.00
A.J.Stewart	8	8	0	190	41	23.75	N.C.Johnson	8	8	0	179	97	22.37
R.D.B.Croft	4	4	2	45	30*	22.50	S.V.Carlisle	7	7	0	139	41	19.85
N.V.Knight	8	8	1	139	72*	19.85	G.J.Whittall	10	10	2	149	53	18.62
V.S.Solanki	5	5	1	79	24	19.75	M.W.Goodwin	8	8	0	123	28	15.37
C.White	8	6	1	75	27*	15.00	B.C.Strang	3	2	0	14	13	7.00
A.R.Caddick	7	4	2	27	21*	13.50	P.A.Strang	8	7	0	30	16	4.28
A.D.Mullally	9	4	1	25	20	8.33	H.K.Olonga	6	4	1	12	11	4.00
D.Gough	13	8	3	34	9	6.80	C.B.Wishart	2	2	0	8	6	4.00
M.P.Maynard	2	1	0	3	3	3.00	D.P.Viljoen	5	4	1	6	4	2.00
							M.Mbangwa	1	0	0	0	0	-

Bowling Averages

Name	O	M	R	W	Avg	Best	5w	Name	O	M	R	W	Avg	Best	5w
G.A.Hick	23	3	95	7	13.57	5-33	1	M.Mbangwa	7	1	28	2	14.00	2-28	-
A.D.Mullally	86.2	16	262	16	16.37	3-29	-	G.W.Flower	46	3	144	9	16.00	3-9	-
D.Gough	120.3	18	440	22	20.00	5-44	1	D.P.Viljoen	26	1	104	6	17.33	3-20	-
M.A.Ealham	73.3	8	240	12	20.00	5-15	1	P.A.Strang	65.5	4	235	11	21.36	3-24	-
C.White	64.5	4	265	13	20.38	5-21	1	H.K.Olonga	44.5	5	218	10	21.80	6-19	1
A.R.Caddick	66	15	171	7	24.42	2-24	-	H.H.Streak	96.2	6	411	16	25.68	3-26	-
R.D.B.Croft	28	2	149	5	29.80	2-33	-	G.B.Brent	27.2	0	144	4	36.00	3-29	-
G.P.Thorpe	2	1	5	0	-	-	-	N.C.Johnson	30	3	109	3	36.33	1-12	-
A.Flintoff	7	0	34	0	-	-	-	G.J.Whittall	42	2	189	5	37.80	2-11	-
								B.C.Strang	26	2	95	2	47.50	1-34	-
								A.D.R.Campbell	1	0	7	0	-	-	-

England Against Zimbabwe Records

Best Individual Scores				Leading wicket-takers			
Player	Runs	Matches	Year	Player	Wickets	Matches	
G.P.Thorpe	89	Brisbane	1994/95	D.Gough	22	13	
G.A.Hick	87*	Bulawayo	1999/00	A.D.Mullally	16	9	
G.A.Hick	80	Harare	1999/00	C.White	13	8	
M.E.Trescothick	79	The Oval	2000				

Best Innings Bowling				Most fifties (including hundreds)			
Player	Runs	Matches	Year	Player	Fifties	Matches	
M.A.Ealham	5/15	Kimberley	1999/00	G.A.Hick	4	11	
C.White	5/21	Bulawayo	1999/00	G.P.Thorpe	2	6	
G.A.Hick	5/33	Harare	1999/00	N.Hussain	2	9	
				M.E.Trescothick	1	2	

Leading run-scorers				Highest Team Totals			
Player	Runs	Matches		Player	Runs	Year	
G.A.Hick	331	11		248 for 7	Harare	1999/00	
N.Hussain	198	9		207	The Oval	2000	
A.J.Stewart	190	8		200 for 8	Brisbane	1994/95	
G.P.Thorpe	164	6					
N.V.Knight	139	8					
J.P.Crawley	115	5					
M.E.Trescothick	108	2					
M.A.Atherton	106	5					

Lowest Innings Totals			
Player	Runs	Year	
107	Cape Town	1999/00	
118	Harare	1996/97	
125	Albury	1991/92	

Zimbabwe Against England Records

Best Individual Scores				Leading Wicket-Takers			
Player	Runs	Matches	Year	Player	Wickets	Matches	
N.C.Johnson	97	Cape Town	1999/00	H.H.Streak	16	12	
G.W.Flower	84*	Sydney	1994/95	E.A.Brandes	11	4	
A.D.R.Campbell	80*	Harare	1996/97	P.A.Strang	11	8	
A.D.R.Campbell	80	The Oval	2000	H.K.Olonga	10	6	

Best Innings Bowling				Most Fifties (including hundreds)			
Player	Runs	Matches	Year	Player	Fifties	Matches	
H.K.Olonga	6/19	Cape Town	1999/00	G.W.Flower	3	13	
E.A.Brandes	5/28	Harare	1996/97	A.Flower	3	14	
E.A.Brandes	4/21	Albury	1991/92	A.D.R.Campbell	2	13	
G.W.Flower	3/9	The Oval	2000				

Leading Run-scorers				Highest Team Totals			
Player	Runs	Matches		Player	Runs	Year	
G.W.Flower	364	13		249 for 7	Harare	1996/97	
A.Flower	349	14		211 for 7	Cape Town	1999/00	
A.D.R.Campbell	331	13		210 for 5	The Oval	2000	
N.C.Johnson	179	8					
H.H.Streak	152	12					
G.J.Whittall	149	10					

Lowest Innings Totals			
Player	Runs	Year	
114	Old Trafford	2000	
131	Bulawayo	1999/00	

Player to watch

Alistair Campbell Profile:

An aggressive left-handed middle-order batsman, Alistair Campbell has found his niche in one-day cricket. His attacking strokeplay has made him Zimbabwe's premier limited-overs batsman and before his side's six-wicket victory over the West Indies on Sunday, he boasted the NatWest Series' second highest batting average with 61.33. A former Zimbabwe captain, he made his highest score of the Series against England earlier in the tournament when he smashed 80.

The Ground

Edgbaston is one of the venues favoured by English cricketers as the home country have such a good record there - despite their defeat at the ground in the first Test by the West Indies earlier in the summer. England will be hoping that loss was merely a blip when they return to Edgbaston for their day-night match against Zimbabwe. A capacity crowd of 17,500 is expected to fill the ground and create a vibrant atmosphere.



NATWEST SERIES RESULTS & FIXTURES

6th Jul 2000

Bristol: West Indies 0 pts lost to Zimbabwe 2 pts by 6 wickets

West Indies 232 for 7 (50 overs)

(B.C.Lara 60, W.W.Hinds 51);

Zimbabwe 233 for 4 (45 overs)

(N.C.Johnson 95*)

Man of the Match:

N C Johnson

8th Jul 2000

The Oval: England 0 pts lost to Zimbabwe 2 pts by 5 wickets

England 207 (50 overs)

(M.E.Trescothick 79, G.A.Hick 50,

G.W.Flower 3-9, P.A.Strang 3-36);

Zimbabwe 210 for 5 (48.2 overs)

(A.D.R.Campbell 80, A.Flower 61)

Man of the Match:

A D R Campbell

9th July 2000

Lord's: England 1 pt reached no result against West Indies 1 pt

England 158 for 8 (43.5 overs)

(F.A.Rose 3-42);

West Indies

Man of the Match:

Not Awarded

11th Jul 2000

Canterbury: West Indies 0 pts lost to Zimbabwe 2 pts by 70 runs

Zimbabwe 256 for 4 (50 overs)

(G.J.Whittall 83, A.D.R.Campbell 77*,

N.C.Johnson 51);

West Indies 186 for 8 (50 overs)

(N.A.M.McLean 50*)

Man of the Match:

G J Whittall

13th Jul 2000

Old Trafford: England 2 pts beat Zimbabwe 0 pts by 8 wickets

Zimbabwe 114 (38.4 overs);

England 115 for 2 (20.3 overs)

Man of the Match:

A Flintoff

15th July 2000

Riverside: England 2 pts beat West Indies 0 pts by 10 wickets

West Indies 169 for 8 (50 overs)

(B.C.Lara 54, A.D.Mullally 3-27);

England 171 for 0 (35.2 overs)

(M.E.Trescothick 87*, A.J.Stewart 74*)

Man of the Match:

M E Trescothick

Sunday July 16

Riverside: Zimbabwe 2 pts beat West Indies 0 pts by 6 wkts

West Indies 287-5 (50 overs)

(S L Campbell 105, B C Lara 87)

Zimbabwe 290-4 (49.1 overs) (M W

Goodwin 112 no, G W Flower 96 no)

Man of the Match:

M W Goodwin

Tuesday July 18

Edgbaston

England v Zimbabwe (D/N)

Umpires: Merv Kitchen and David

Constant

Thursday July 20

Trent Bridge

England v West Indies

Umpires: Merv Kitchen and Barrie

Leadbeater

Saturday July 22

Lord's

FINAL

England v Zimbabwe

Umpires: David Shepherd and Peter

Willey

NATWEST SERIES STATISTICS

England

Batting Averages

Name	M	I	NO	Runs	HS	Avg	100s	50s	Ct	St
M.E.Trescothick	4	4	1	244	87*	81.33	-	2	1	-
A.Flintoff	3	2	1	44	42*	44.00	-	-	2	-
G.A.Hick	4	3	1	85	50	42.50	-	1	-	-
A.J.Stewart	4	4	1	110	74*	36.66	-	1	7	-
G.P.Thorpe	4	2	0	54	42	27.00	-	-	1	-
M.A.Ealham	4	2	0	49	32	24.50	-	-	-	-
R.D.B.Croft	2	2	1	10	5*	10.00	-	-	-	-
C.White	3	1	0	10	10	10.00	-	-	1	-
M.P.Maynard	4	2	0	3	3	1.50	-	-	1	-
A.R.Caddick	4	2	0	2	2	1.00	-	-	-	-
A.D.Mullally	4	1	0	0	0	0.00	-	-	-	-
D.Gough	4	2	2	5	3*	-	-	-	-	-

Bowling Averages

Name	O	M	R	W	Avg	Best	5wi
M.E.Trescothick	3.4	0	20	2	10.00	2-7	-
C.White	11	1	36	3	12.00	2-13	-
A.D.Mullally	27.2	5	73	6	12.16	3-27	-
A.R.Caddick	28	5	83	4	20.75	2-27	-
R.D.B.Croft	5	0	30	1	30.00	1-30	-
M.A.Ealham	30	6	94	3	31.33	1-19	-
D.Gough	28	2	116	3	38.66	2-38	-
A.Flintoff	4	0	20	0	-	-	-

West Indies

Batting Averages

Name	M	I	NO	Runs	HS	Avg	100s	50s	Ct	St
N.A.M.McLean	5	3	2	55	50*	55.00	-	1	-	-
B.C.Lara	5	4	0	204	87	51.00	-	3	-	-
R.D.Jacobs	5	4	2	85	37	42.50	-	-	4	-
S.L.Campbell	4	3	0	121	105	40.33	1	-	1	-
W.W.Hinds	5	4	0	103	51	25.75	-	1	2	-
R.L.Powell	5	4	0	77	36	19.25	-	-	2	-
C.H.Gayle	5	4	0	76	41	19.00	-	-	4	-
F.A.Rose	4	3	0	48	30	16.00	-	-	-	-
A.F.G.Griffith	1	1	0	10	10	10.00	-	-	-	-
J.C.Adams	5	3	1	12	10	6.00	-	-	-	-
M.V.Dillon	5	2	2	6	6*	-	-	-	1	-
M.V.Nagamootoo	1	1	1	2	2*	-	-	-	-	-
R.D.King	3	0	0	0	0	-	-	-	-	-
C.D.Collymore	2	0	0	0	0	-	-	-	-	-

Bowling Averages

Name	O	M	R	W	Avg	Best	5wi
F.A.Rose	34	1	170	7	24.28	3-42	-
C.H.Gayle	40	2	166	3	55.33	2-28	-
M.V.Dillon	41.5	5	168	3	56.00	2-52	-
C.D.Collymore	17	0	86	1	86.00	1-46	-
N.A.M.McLean	41	3	219	2	109.50	2-25	-
R.D.King	24.1	1	115	1	115.00	1-43	-
R.L.Powell	0.2	0	6	0	-	-	-
M.V.Nagamootoo	9	0	49	0	-	-	-
J.C.Adams	16	0	94	0	-	-	-

Zimbabwe

Batting Averages

Name	M	I	NO	Runs	HS	Avg	100s	50s	Ct	St
G.W.Flower	5	5	3	161	96*	80.50	-	1	3	-
A.D.R.Campbell	5	5	1	196	80	49.00	-	2	3	-
M.W.Goodwin	5	5	1	183	112*	45.75	1	-	-	-
G.J.Whittall	5	4	1	125	83	41.66	-	1	4	-
N.C.Johnson	5	5	1	157	95*	39.25	-	2	1	-
A.Flower	5	5	1	149	61	37.25	-	1	-	-
S.V.Carlisle	3	1	0	19	19	19.00	-	-	1	-
C.B.Wishart	2	2	0	9	7	4.50	-	-	1	-
B.C.Strang	5	1	0	1	1	1.00	-	-	1	-
P.A.Strang	3	1	0	0	0	0.00	-	-	-	-
D.P.Viljoen	5	1	0	0	0	0.00	-	-	1	-
H.H.Streak	3	1	1	0	0*	-	-	-	1	-
J.A.Rennie	1	0	0	0	0	-	-	-	-	-
M.L.Nkala	1	0	0	0	0	-	-	-	-	-
G.B.Brent	2	0	0	0	0	-	-	-	1	-

Bowling Averages

Name	O	M	R	W	Avg	Best	5wi
G.W.Flower	17	0	70	6	11.66	3-9	-
N.C.Johnson	20	1	67	3	22.33	2-16	-
H.H.Streak	24	0	102	4	25.50	2-32	-
P.A.Strang	22.3	0	122	4	30.50	3-36	-
D.P.Viljoen	40	1	192	6	32.00	3-75	-
M.L.Nkala	8	2	40	1	40.00	1-40	-
G.B.Brent	17	1	101	2	50.50	2-59	-
B.C.Strang	46	7	178	2	89.00	1-35	-
A.D.R.Campbell	1	0	8	0	-	-	-
J.A.Rennie	10	1	48	0	-	-	-
G.J.Whittall	15	1	78	0	-	-	-



The NatWest Series

OVERALL ONE DAY INTERNATIONAL RECORDS

Best Individual Scores

Player	Score	Match	Location	Year
Saeed Anwar	194	Pakistan v India	Chennai	1996/97
I.V.A.Richards	189*	West Indies v England	Old Trafford	1984
G.Kirsten	188*	South Africa v UAE	Rawalpindi	1995/96
S.R.Tendulkar	186*	India v New Zealand	Hyderabad	1999/00
S.C.Ganguly	183	India v Sri Lanka	Taunton	1999
I.V.A.Richards	181	West Indies v Sri Lanka	Karachi	1987/88
Kapil Dev	175*	India v Zimbabwe	Tunbridge Wells	1983
G.M.Turner	171*	N Zealand v East Africa	Edgbaston	1975
D.J.Callaghan	169*	South Africa v N Zealand	Centurion	1994/95
B.C.Lara	169	West Indies v Sri Lanka	Sharjah	1995/96

Best Innings Bowling

Player	Wickets	Match	Location	Year
Aaqib Javed	7/37	Pakistan v India	Sharjah	1991/92
W.W.Davis	7/51	West Indies v Australia	Headingley	1983
A.Kumble	6/12	India v West Indies	Calcutta	1993/94
G.J.Gilmour	6/14	Australia v England	Headingley	1975
Imran Khan	6/14	Pakistan v India	Sharjah	1984/85
C.E.H.Croft	6/15	West Indies v England	Arnos Vale	1980/81
Azhar Mahmood	6/18	Pakistan v West Indies	Sharjah	1999/00
H.K.Olonga	6/19	Zimbabwe v England	Cape Town	1999/00
B.C.Strang	6/20	Zimbabwe v Bangladesh	Nairobi	1997/98
A.A.Donald	6/23	South Africa v Kenya	Nairobi	1996/97

Highest Team Totals

Score	Match	Location	Year
398 for 5	Sri Lanka v Kenya	Kandy	1995/96
376 for 2	India v New Zealand	Hyderabad	1999/00
373 for 6	India v Sri Lanka	Taunton	1999
371 for 9	Pakistan v Sri Lanka	Nairobi	1996/97
363 for 7	England v Pakistan	Trent Bridge	1992
360 for 4	West Indies v Sri Lanka	Karachi	1987/88
349 for 6	Australia v New Zealand	Christchurch	1999/00
349 for 9	Sri Lanka v Pakistan	Singapore	1995/96
349 for 9	New Zealand v India	Rajkot	1999/00
348 for 8	New Zealand v India	Nagpur	1995/96

Lowest Team Totals

Score	Match	Location	Year
43	Pakistan v West Indies	Cape Town	1992/93
45	Canada v England	Old Trafford	1979
55	Sri Lanka v West Indies	Sharjah	1986/87
63	India v Australia	Sydney	1980/81
64	New Zealand v Pakistan	Sharjah	1985/86
68	Scotland v West Indies	Leicester	1999
69	South Africa v Australia	Sydney	1993/94
70	Australia v England	Edgbaston	1977
70	Australia v New Zealand	Adelaide	1985/86
71	Pakistan v West Indies	Brisbane	1992/93

Leading Matches

Player	Matches
M.Azharuddin (India)	334
Wasim Akram (Pakistan)	306
S.R.Waugh (Australia)	295
Salim Malik (Pakistan)	283
A.R.Border (Australia)	273
A.Ranatunga (Sri Lanka)	269
P.A.de Silva (Sri Lanka)	268
S.R.Tendulkar (India)	249
Ijaz Ahmed (Pakistan)	245
D.L.Haynes (W Indies)	238

Leading Runscorers

Player	Runs	Mtchs
M.Azharuddin (India)	9377	334
S.R.Tendulkar (India)	9262	249
D.L.Haynes (W Indies)	8648	238
P.A.de Silva (Sri Lanka)	8334	268
M.E.Waugh (Australia)	7492	217
A.Ranatunga (Sri Lanka)	7454	269
Inzamam-ul-Haq (Pakistan)	7418	229
Javed Miandad (Pakistan)	7381	233
Saeed Anwar (Pakistan)	7318	207
Salim Malik (Pakistan)	7171	283

Leading Wicket-takers

Player	Wickets	Mtchs
Wasim Akram (Pakistan)	427	306
Waqar Younis (Pakistan)	311	195
A.Kumble (India)	267	203
Kapil Dev (India)	253	225
J.Srinath (India)	252	187
S.K.Warne (Australia)	228	146
Saqlain Mushtaq (Pakistan)	227	124
C.A.Walsh (W Indies)	227	205
C.Ambrose (W Indies)	225	176
A.A.Donald (South Africa)	206	121

Leading 5 Wicket Hauls

Player	5 wkts	Mtchs
Waqar Younis (Pakistan)	10	195
L.Klusener (South Africa)	6	91
R.J.Hadlee (New Zealand)	5	115
Saqlain Mushtaq (Pakistan)	5	124
Wasim Akram (Pakistan)	5	306
G.D.McGrath (Australia)	4	118
Aaqib Javed (Pakistan)	4	163
C.E.L.Ambrose (W Indies)	4	176
Azhar Mahmood (Pakistan)	3	92
J.Garner (W Indies)	3	98

Leading Duck-makers

Player	Ducks	Mtchs
Wasim Akram (Pakistan)	23	306
R.Kaluwitharana (Sri Lanka)	19	139
Salim Malik (Pakistan)	19	283
A.Ranatunga (Sri Lanka)	18	269
C.J.McDermott (Australia)	15	138
Rameez Raja (Pakistan)	15	198
R.S.Mahanama (Sri Lanka)	15	213
S.R.Waugh (Australia)	15	295
P.V.Simmons (West Indies)	14	143
J.Srinath (India)	14	187

Most Hundreds

Player	Hundreds	Mtchs
S.R.Tendulkar (India)	25	249
Saeed Anwar (Pakistan)	17	207
D.L.Haynes (W Indies)	17	238
M.E.Waugh (Australia)	14	217
S.C.Ganguly (India)	13	145
B.C.Lara (W Indies)	13	172
C.G.Greenidge (W Indies)	11	128
I.V.A.Richards (W Indies)	11	187
P.A.de Silva (Sri Lanka)	11	268
Ijaz Ahmed (Pakistan)	10	245

Most Fifties (including hundreds)

Player	Fifties	Mtchs
M.Azharuddin (India)	58	334
D.L.Haynes (W Indies)	57	238
P.A.de Silva (Sri Lanka)	57	268
Inzamam-ul-Haq (Pakistan)	54	229
Javed Miandad (Pakistan)	50	233
A.Ranatunga (Sri Lanka)	49	269
M.E.Waugh (Australia)	47	217
S.R.Tendulkar (India)	47	249
Salim Malik (Pakistan)	47	283
D.M.Jones (Australia)	46	164

Leading Catches (ex Wkt-Keepers)

Player	Catches	Mtchs
M.Azharuddin (India)	156	334
A.R.Border (Australia)	127	273
R.S.Mahanama (Sri Lanka)	109	213
S.R.Waugh (Australia)	103	295
I.V.A.Richards (W Indies)	101	187
M.E.Waugh (Australia)	91	217
Ijaz Ahmed (Pakistan)	90	245
C.L.Hooper (W Indies)	87	182
P.A.de Silva (Sri Lanka)	85	268
S.R.Tendulkar (India)	84	249

Leading Dismissals

Wicket-keeper	Dismissals	Mtchs
Moin Khan (Pakistan)	239	172
I.A.Healy (Australia)	234	168
P.J.L.Dujon (W Indies)	202	166
D.J.Richardson (Sth Africa)	165	122
R.Kaluwitharana (Sri Lanka)	154	135
N.R.Mongia (India)	154	140
A.C.Gilchrist (Australia)	143	90
A.Flower (Zimbabwe)	125	136
R.W.Marsh (Australia)	124	92
Rashid Latif (Pakistan)	122	101

Leading Stumpings

Wicket-keeper	Stmps	Mtchs
Moin Khan (Pakistan)	61	172
R.Kaluwitharana (Sri Lanka)	59	136
N.R.Mongia (India)	44	140
I.A.Healy (Australia)	39	168
Rashid Latif (Pakistan)	28	101
A.Flower (Zimbabwe)	28	135
K.S.More (India)	27	94
Salim Yousuf (Pakistan)	22	85
A.C.Parore (New Zealand)	21	108
P.J.L.Dujon (W Indies)	21	166



BOWLING SPEEDS

England (v West Indies) 15/07/2000

Name	Maximum (mph)	Minimum (mph)	Average (mph)
A.R.Caddick	87	71	82
M.A.Ealham	80	64	76
D.Gough	92	73	88
A.D.Mullally	84	74	79
M.E.Trescothick	77	55	72
C.White	88	69	85

West Indies (v Zimbabwe) 16/07/2000

Name	Maximum (mph)	Minimum (mph)	Average (mph)
M.V.Nagamootoo	62	53	57
J.C.Adams	59	46	53
M.V.Dillon	85	72	82
C.H.Gayle	63	52	55
R.D.King	90	74	86
N.A.M.McLean	84	77	81

Zimbabwe (v West Indies) 16/07/2000

Name	Maximum (mph)	Minimum (mph)	Average (mph)
A.D.R.Campbell	54	48	50
G.Flower	58	49	53
J.A.Rennie	75	63	71
B.C.Strang	74	54	70
H.H.Streak	85	68	80
D.P.Viljoen	60	45	52
G.J.Whittall	78	72	75

SUPPLIED BY FREESERVE.COM SPEEDSTER

NATWEST SERIES – HOW IT WORKS

- All matches will consist of one innings per side and each innings will be limited to 50 overs. A minimum of 25 overs per team shall constitute a match.
- Matches shall be of one day's scheduled duration with the exception of the final, for which a reserve day has been allocated in case of weather interruption.
- In matches without a reserve day there is provision for up to 60 minutes of extra official playing time in day matches and up to 30 minutes in floodlit matches to make up for time lost.
- Play is scheduled to start at 10.45am with an interval of 45 minutes at 2.15pm and close of play at 6.30pm.
- At floodlit matches play is scheduled to start at 2.30pm with an interval of 45 minutes at 6pm and close of play at 10.15pm.
- Two drinks intervals, each one hour and 10 minutes apart, are permitted for each innings.
- Where play is delayed or interrupted the umpires will reduce the length of the interval between innings. If up to 60 minutes are lost the interval will be reduced to 30 minutes. If between 60 and 120 minutes are lost the interval will be reduced to 20 minutes. If more than 120 minutes are lost the interval will be reduced to 10 minutes.
- The innings of the team batting second shall not commence before the scheduled time unless the team batting first has completed its innings at least 30 minutes prior to the scheduled interval. In such circumstances a 10-minute break will occur, the team batting second will commence its innings and the interval will occur as scheduled.
- At the instant of delivery there may be not more than five fielders on the leg side.
- For the first 15 overs only two fielders are permitted to be outside the field restriction marking at the instant of delivery. This restriction will be lifted earlier in circumstances where the number of overs is reduced.
- No bowler shall bowl more than 10 overs in an innings. In a delayed or interrupted match where the overs are reduced no bowler may bowl more than one-fifth of the total overs allowed.
- A no ball will be called for short-pitched bowling. The penalty will be one run plus any runs scored.
- Umpires have been instructed to apply a very strict and consistent interpretation in calling wides. The penalty will be one run plus any runs scored.
- Teams will wear coloured clothing and use white balls manufactured by Duke.
- Teams will play each other three times in the group stage and score two points for a win and one point for a tie or no result.
- If the scores in a match are level the result shall be a tie and no account shall be taken of the number of wickets that have fallen.
- The top two teams in the group will contest the final. In the event of teams finishing on equal points the right to play in the final will be decided according to: The most wins in the group matches. The team that won the most matches between the tied sides. The team with the higher run rate. The team that has taken the higher number of wickets per balls. In the event that teams are still level they will draw lots.

THE DUCKWORTH/LEWIS SYSTEM

The system is based on what percentage of its resources (overs and wickets) a team have left. With 50 overs left and 10 wickets remaining, a team have 100 per cent of its resources left. The table shows the percentage of resources at other stages in the innings.

The procedure for working out targets is as follows:

- 1) For each innings: Use the table to calculate the resource percentage lost by the interruption and therefore calculate the resource percentage still available.
- 2) If team B have less resources available than team A, calculate the ratio of the resources available to both teams. Team B's revised target is obtained by scaling down team A's score by this ratio.
- 3) If team B have more resources available than team A, calculate the amount by which team B's resources exceeds team A's.

Work this out as a percentage of 225 (the average 50-over score in ECB matches and one-day internationals). This gives the extra runs to add to team A's score to give team B's target.

WICKETS LOST	0	2	5	7	9
50	100	83.8	49.5	26.5	7.6
40	90.3	77.6	48.3	26.4	7.6
30	77.1	68.2	45.7	26.2	7.6
25	68.5	61.8	43.4	25.9	7.6
20	58.9	54.0	40.0	25.2	7.6
10	34.1	32.5	27.5	20.6	7.5

THE UMPIRES

- Peter Willey**
Born: 06/12/1949
 Ex-England, Leicestershire and Northamptonshire.
 Right hand bat, off break.
International umpiring record:
First Test: West Indies v New Zealand at Bridgetown, Barbados 1996
Total Tests: 19
First one-day international: England v India at The Oval in 1996
Total one-day internationals: 17
- David Shepherd**
Born: 27/12/1940
 Ex-Gloucestershire.
 Right hand bat, right arm medium.
International umpiring record:
First Test: England v Australia at Old Trafford in 1985
Total Tests: 51
First one-day international: Pakistan v Sri Lanka at Swansea in 1983
Total one-day internationals: 93
- Ken Palmer**
Born: 22/04/1937
 Ex-England and Somerset.
 Right hand bat, right arm fast-medium.
International umpiring record:
First Test: England v Pakistan at Edgbaston in 1978
Total Tests: 22
First one-day international: England v Australia at The Oval in 1977
Total one-day internationals: 22
- Barrie Dudleston**
Born: 16/07/1945
 Ex-Gloucestershire and Leicestershire.
 Right hand bat and slow left arm.
International umpiring record:
First Test: England v West Indies at Edgbaston in 1991.
Total Tests: 2
First one-day international: England v Pakistan at Trent Bridge in 1992
Total one-day internationals: 2
- John Holder**
Born: 19/03/1945
 Ex-Hampshire.
 Right hand bat, right arm fast-medium.
International umpiring record:
First Test: England v Sri Lanka at Lord's in 1988
Total Tests: 10
First one-day international: England v Sri Lanka at The Oval in 1988
Total one-day internationals: 16
- George Sharp**
Born: 12/03/1950
 Ex-Northamptonshire.
 Right hand bat, left arm medium.
International umpiring record:
First Test: England v India at Trent Bridge in 1996
Total Tests: 11
First one-day international: India v Sri Lanka at Singapore in 1995/96
Total one-day internationals: 19
- Ray Julian**
Born: 23/08/1936
 Ex-Leicestershire.
 Right hand bat, wicket-keeper.
International umpiring record:
First one-day international: England v India at The Oval in 1996
Total one-day internationals: 4
- John Hampshire**
Born: 10/02/1941
 Ex-England, Derbyshire and Yorkshire.
 Right Hand Bat
International umpiring record:
First Test: England v Australia at Old Trafford in 1989
Total Tests: 12
First one-day international: England v Australia at Trent Bridge in 1989
Total one-day internationals: 14
- Barrie Leadbeater**
Born: 14/08/1943
 Ex-Yorkshire.
 Right hand bat, right arm medium.
International umpiring record:
First one-day international: India v West Indies at Old Trafford in 1983
Total one-day internationals: 4
- Merv Kitchen**
Born: 01/08/1940
 Ex-Somerset.
 Left hand bat, right arm medium.
International umpiring record:
First Test: England v New Zealand at Lord's in 1990
Total Tests: 20
First one-day international: Australia v Zimbabwe at Trent Bridge in 1983
Total one-day internationals: 25
- David Constant**
Born: 09/11/1941
 Ex-Leicestershire and Kent.
 Right hand bat, slow left arm.
International umpiring record:
First Test: England v Pakistan at Lord's in 1971
Total Tests: 36
First one-day international: England v Australia at Edgbaston in 1972
Total one-day internationals: 31
- Jeremy Lloyds**
Born: 17/11/1954
 Ex-Somerset and Gloucestershire.
 Left hand bat, off break.
Total one-day internationals: 1

MATCH REFEREE

Ranjan S Madugalle
Born: 22/4/59
 Right hand bat, off-break
International refereeing record:
First Test: Pakistan v Zimbabwe at Karachi, 1993.
Total Tests: 26
First one-day international: Pakistan v Zimbabwe at Karachi, 1993.
Total one-day internationals: 82.